

EMIL
CERAMICA

PIASSE




PIASE



Un progetto di grande rilievo.

ispirato dall'eleganza e dalla straordinaria versatilità della Piasentina.

Estratta dalle cave di una ristretta fascia delle Prealpi Giulie, la Piasentina deve il suo nome agli abitanti di Udine, che nella lingua locale la definivano come una pietra che "la piase", cioè che piace.



A major project, inspired by the elegance and amazing versatility of Piasentina stone.

Obtained from quarries in a small area of the Julian Pre-Alps, Piasentina stone derives its name from the people of Udine, who used to describe it in the local dialect as the stone which "la piase", or "pleases".

Piase is a collection that contains variety, since it expresses the processes by which this extraordinary stone is transformed, from the time of quarrying until its final acquisition of new forms and meanings. Therefore, a different version of the stone is included to reflect each step in the process.

The series, achieved through complex, meticulous research, is completed by the Bricks, also expressing the various steps in the processing of Piasentina stone, to create an infinite series of combinations of shade variations and piece sizes, and elegant, sophisticated compositions ideal for both floors and walls.

The 12.5x25 and 6x25 Bricks are available in a selection of finishes: Spazzolata, Piano Segà, Fiammata, Spacco Multicolor and Burattato.

Piase è un progetto articolato che vuole esaltare i processi di trasformazione di questa straordinaria pietra: dal momento dell'estrazione fino a quando essa assume nuova forma e significato.

Pertanto ad ogni lavorazione corrisponde una versione differente della pietra.

La serie, frutto di una ricerca complessa e meticolosa, è completata dai Brick ricavati anch'essi dalle diverse lavorazioni della Piasentina, per creare una **serie infinita di accostamenti di sfumature**, abbinamenti e composizioni eleganti e ricercati ideali sia per pavimenti che per rivestimenti.

I Brick 12,5x25 e 6x25 sono proposti in differenti finiture: Spazzolata, Piano Segà, Fiammata, Spacco Multicolor e Burattato.

“Una pietra che la piase”

Lappata

Lavorazione realizzata con mole abrasive che levigano la superficie per renderla lucida e riflettente. La lappatura ottenuta mette in risalto tutte le cromie presenti sulla superficie e ne esalta il movimento grafico.

A process carried out using abrasive wheels, which sand the surface, leaving it glossy with a reflective shine. The polished finish produced highlights all the surface's colours and emphasises its patterning.



Ricchezza di sfumature e infinite combinazioni.
Rich in shade variations and infinite combinations.

Spazzolata

Trattamento di lavorazione per rendere la superficie più morbida e setosa. Un effetto che cattura per variazioni cromatiche, venature bianche di calcite cristallizzata e mazzature di tonalità bruno-rossastro che conferiscono alla superficie una fantastica dinamicità. Disponibile per interni, per esterni nella versione R11 e anche in versione 20 mm.

A process which leaves the surface softer and silkier. An effect that captures colour variations, white veins of crystallised calcite and reddish-brown mottling that give the surface a fantastic vibrancy. Available for indoor use, for outdoors in the R11 version, and also in a 20 mm version.



Fiammata

Finitura ottenuta da sbalzi termici provocanti un distacco di minutissime scaglie. L'effetto produce mazzature bruno rossastre, venature bianche di grande vitalità e una leggera bocciardatura, morbida al tatto, con una leggera marcatura dei tipici colori della pietra. Disponibile per interni, per esterni nella versione R11 e anche in versione 20 mm.

A finish produced by rapid heating, which causes tiny flakes to detach from the surface. The effect produces reddish brown mottling, very lively white veins and a slightly bush-hammered surface, soft to the touch, lightly marked in the stone's distinctive colours. Available for indoor use, for outdoors in the R11 version, and also in a 20 mm version.



Spacco Multicolor

Finitura risultante dall'operazione di spaccatura di pietre dalle caratteristiche e colorazioni molto differenti, che produce effetti cromatici, casuali, inaspettati, variegati e tridimensionali.

The finish is obtained by splitting stones with very different characteristics and colouring, to produce random, unexpected, variegated, three-dimensional colour effects.



Piano Segra

Finitura sulla quale la faccia a vista presenta in forma evidente i segni tipici dalle macchine utilizzate per il taglio. Disponibile in 4 varianti di colore: argento, grigio, sabbia e antracite, a replicare le differenti cromie della Piase in funzione della zona da cui viene estratta.

A finish with the distinctive marks left by cutting equipment clearly visible on the top surface. Available in 4 colour variants – Argento, Grigio, Sabbia and Antracite – which reproduce the different shades in which Piasentina stone occurs depending on where it is quarried.



Burattato

L'effetto è dato dal rotolamento e urto delle pietre insieme a sabbia abrasiva e a liquido lubrificante, per creare superfici dai bordi arrotondati.

The effect is achieved by tumbling stones with abrasive sand and a lubricating liquid so that they rub and knock against each other, forming surfaces with rounded edges.





*“Ho costruito la mia casa
con le mie mani
e le pietre della terra che amo”
Alvino*







Decoro Ornamento

Lappata






Lappata Rett. 45x90 - 17^{11/16}"x35^{7/16}" Brick Spazzolato Nat. 6x25 - 2^{3/8}"x9^{13/16}"

Spazzolata Indoor



Spazzolata Outdoor





Spazzolata Indoor Nat. Rett. 60x120 - 23^{5/8}"x47^{1/4}" Spazzolata Indoor Nat. Rett. 60x60 - 23^{5/8}"x23^{5/8}"
Brick Spazzolata Nat. 6x25 - 2^{3/8}"x9^{13/16}"



Piano sega





Piano Segna Antracite Nat. Rett. 90x90 - 35^{7/16}"x35^{7/16}" Piano Segna Antracite Nat. Rett. 45x90 - 17^{11/16}"x35^{7/16}"
Decoro Ornamento Piano Segna Antracite Nat. 15x15 - 5^{7/8}"x5^{7/8}"



Piano Segna Antracite Nat. Rett. 60x60 - 23^{5/8}"x23^{5/8}" Brick Piano Segna Grigio Nat. 6x25 - 2^{3/8}"x9^{13/16}"




Piano Segna Sabbia Nat. Rett. 60x120 - 23^{5/8} x 47^{1/4}"

Fiammata Indoor



Fiammata Outdoor





Fiammata Outdoor R11 Nat. Rett. 60x60 - 23^{5/8}"x23^{5/8}"
Brick Piano Segra Grigio Nat. 6x25 - 2^{3/8}"x9^{13/16}"



Fiammata Indoor Nat. Rett. 60x120 - 23^{5/8}"x47^{1/4}" Brick Fiammata Nat.6x25 - 2^{3/8}"x9^{13/16}"

Spacco Multicolor





Fiammata Outdoor R11 Nat. Rett. 30x60 - 11^{13/16}"x23^{5/8}"
Brick Spacco Multicolor Nat. 6x25 - 2^{3/8}"x9^{13/16}"



Burattato






Brick Burattato Nat. 12,5x25 - 4^{15/16}"x9^{13/16}"

Piano Segna Grigio Nat. Rett. 90x90 - 35⁷/₁₆" x 35⁷/₁₆"

Brick Burattato Nat. 6x25 - 2³/₈" x 9¹³/₁₆"



20MM

**45x90
60x60**

Piase 20mm offre la possibilità di realizzare spazi esterni di grande valore estetico, senza rinunciare alle prestazioni tecniche.

Le caratteristiche specifiche di **Piase 20mm** permettono di integrare perfettamente il materiale con l'ambiente circostante, offrendo la possibilità di creare in modo semplice ed efficace camminamenti e percorsi outdoor.


L'alto spessore di **Piase 20mm** garantisce un'elevata resistenza rendendolo ideale negli ambienti interni ed esterni pubblici.

Piase 20mm è facile da posare su erba, su sabbia, su ghiaia. La posa a colla su massetto permette di realizzare pavimentazioni carrabili industriali e commerciali. Ideale per rampe di accesso e garage.

Piase 20mm è l'ideale per la creazione di pavimenti sopraelevati.



Fiammata 20MM Nat. Rett. 60x60 - 23^{5/8}"x23^{5/8}" Brick Piano Segra Grigio Nat. 6x25 - 2^{3/8}"x9^{13/16}"



20MM

45x90
60x60



Piase 20mm offers the chance to develop extremely aesthetically pleasing external spaces without compromising on technical expertise.

The specific qualities of **Piase 20mm** allow you to perfectly integrate the material in the surrounding environment, making it possible to create walkways and outdoor paths easily and effectively.

The thickness of **Piase 20mm** guarantees excellent resistance, making it ideal for use in both indoor and outdoor public spaces.

Piase 20mm is easy to lay on grass, sand and gravel. By gluing it down to screed it is possible to create industrial and commercial paved driveways. Ideal for access ramps and garages.


Piase 20mm is ideal for the creation of cavity floors.



Spazzolata

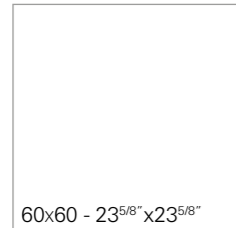
FORMATI

SIZES / FORMATS / FORMATE / TAMAÑOS / ФОРМАТЫ



60x120 - 23^{5/8}"x47^{1/4}"

E7VR 98MH2R Indoor Nat. Rett. ● **771**

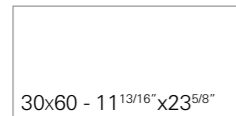


60x60 - 23^{5/8}"x23^{5/8}"

E3Z8 60MH2R Indoor Nat. Rett. ● **662**

E485 60MH2RZ Outdoor R11 Nat. Rett. ● **662**


EC84 X60MH2R Nat. Rett. ● **83** **20MM**



30x60 - 11^{13/16}"x23^{5/8}"

E3ZG 63MH2R Indoor Nat. Rett. ● **61**

E487 63MH2RZ Outdoor R11 Nat. Rett. ● **61**

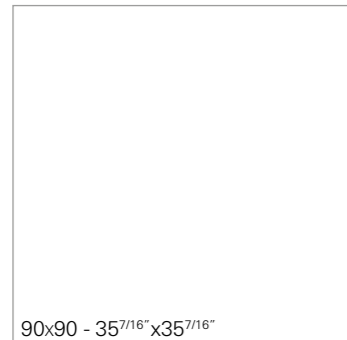


45x90 - 17^{11/16}"x35^{7/16}"

● **73**

E3ZP 94MH2R Indoor Nat. Rett. ● **84** **20MM**

EC85 X94MH2R Nat. Rett. ● **84** **20MM**



90x90 - 35^{7/16}"x35^{7/16}"


E3YR N9MH2R Indoor Nat. Rett. ● **80**

DECORI

DECORS / DECORS / DEKORE / DECORADOS / ДЕКОРЫ

Mosaico 5x5*

Tessera - Chip 4,8x4,8 - 1^{7/8}"x1^{7/8}"



30x30 - 11^{13/16}"x11^{13/16}"

E458 I30MH2R Spazzolata Indoor Nat. ● **93**

Listelli sfalsati*



30x60 - 11^{13/16}"x23^{5/8}"

E45F M63MH2R Spazzolata Indoor Nat. ● **87**


Mosaico Arella*



21x60 - 8^{1/4}"x23^{5/8}"

E46L N63MH2R Spazzolata Indoor Nat. ● **100**

Decoro Ornamento



15x15 - 5^{7/8}"x5^{7/8}"

E45M 15MH2RB Spazzolata Indoor Nat. ● **85**


* Su rete in fibra - On fibre mesh backing
Sur filet en fibre de verre - Auf Glasfasernetz
Sobre malla de fibra - На волоконной сетке

Si consiglia la posa con fuga 2 mm. - Laying with a 2 mm-joint is recommended.
Pose recommandée avec joints de 2 mm. - Es wird eine Fugenbreite von 2 mm empfohlen.
Se recomienda la colocación con juntas de 2 mm. - Рекомендуется укладка с швом 2 мм.

Lappata


FORMATI

SIZES / FORMATS / FORMATE / TAMAÑOS / ФОРМАТЫ



60x120 - 23^{5/8}"x47^{1/4}"

E7WJ 98MH2P Lappata Rett. ● **80**



60x60 - 23^{5/8}"x23^{5/8}"

E484 60MH2P Lappata Rett. ● **771**




30x60 - 11^{13/16}"x23^{5/8}"

E486 63MH2P Lappata Rett. ● **73**



45x90 - 17^{11/16}"x35^{7/16}"

EC8P 94MH2P Lappata Rett. ● **781**



90x90 - 35^{7/16}"x35^{7/16}"

EC83 N9MH2P Lappata Rett. ● **83**




FORMATI

SIZES / FORMATS / FORMATE / TAMAÑOS / ФОРМАТЫ


DECORI

DECORS / DECORS / DEKORE / DECORADOS / ДЕКОРЫ



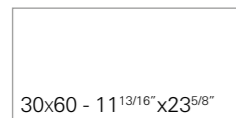
60x120 - 23^{5/8}"x47^{1/4}"

E7VT 98MH5R Indoor Nat. Rett. ● **771**



60x60 - 23^{5/8}"x23^{5/8}"

E3ZA 60MH5R Indoor Nat. Rett. ● **662**
E3ZC 60MH5RZ Outdoor R11 Nat. Rett. ● **662**
E3YW X60MH5R Nat. Rett. ● **83** **20MM**



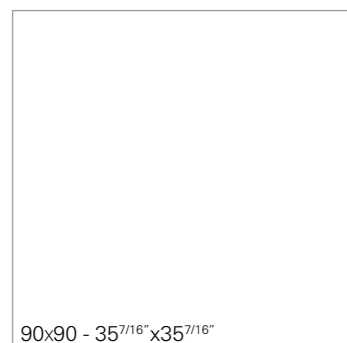
30x60 - 11^{13/16}"x23^{5/8}"

E3ZJ 63MH5R Indoor Nat. Rett. ● **61**
E3ZK 63MH5RZ Outdoor R11 Nat. Rett. ● **61**



45x90 - 17^{11/16}"x35^{7/16}"

E3ZR 94MH5R Indoor Nat. Rett. ● **73**
E43X X94MH5R Nat. Rett. ● **84** **20MM**




90x90 - 35^{7/16}"x35^{7/16}"

E3YT N9MH5R Indoor Nat. Rett. ● **80**

Mosaico 5x5*

Tessera - Chip 4,8x4,8 - 1^{7/8}"x1^{7/8}"



30x30 - 11^{13/16}"x11^{13/16}"

E45A I30MH5R Fiammata Indoor Nat. ● **93**

Listelli sfalsati*



30x60 - 11^{13/16}"x23^{5/8}"

E45H M63MH5R Fiammata Indoor Nat. ● **87**


Mosaico Arella*



21x60 - 8^{1/4}"x23^{5/8}"

E46N N63MH5R Fiammata Indoor Nat. ● **100**

Decoro Ornamento




15x15 - 5^{7/8}"x5^{7/8}"

E45P 15MH5RB Fiammata Indoor Nat. ● **85**

* Su rete in fibra - On fibre mesh backing
 Sur filet en fibre de verre - Auf Glasfasernetz
 Sobre malla de fibra - На волоконной сетке

Si consiglia la posa con fuga 2 mm. - Laying with a 2 mm-joint is recommended.
 Pose recommandée avec joints de 2 mm. - Es wird eine Fugenbreite von 2 mm empfohlen.
 Se recomienda la colocación con juntas de 2 mm. - Рекомендуется укладка с швом 2 мм.



FORMATI

SIZES / FORMATS / FORMATE / TAMAÑOS / ФОРМАТЫ



30x60 - 11^{13/16}"x23^{5/8}"

ECER 63MH7R Nat. Rett. ● **61**



FORMATI

SIZES / FORMATS / FORMATE / TAMAÑOS / ФОРМАТЫ



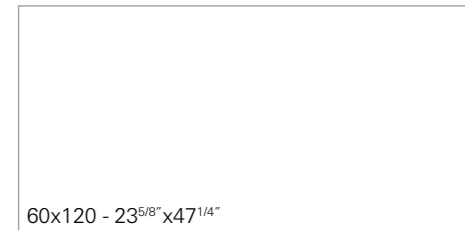
30x60 - 11^{13/16}"x23^{5/8}"

ECEQ 63MH6R Nat. Rett. ● **61**

Piano sega argento

FORMATI


SIZES / FORMATS / FORMATE / TAMAÑOS / ФОРМАТЫ



60x120 - 23^{5/8}"x47^{1/4}"

E7VQ 98MH0R Nat. Rett.

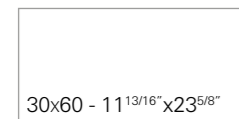
● 771



60x60 - 23^{5/8}"x23^{5/8}"

E3Z7 60MH0R Nat. Rett.


● 662



30x60 - 11^{13/16}"x23^{5/8}"

E3ZF 63MH0R Nat. Rett.


● 61



45x90 - 17^{11/16}"x35^{7/16}"

E3ZN 94MH0R Naturale Rett.

● 73



90x90 - 35^{7/16}"x35^{7/16}"

E3YQ N9MH0R Naturale Rett.

● 80

DECORI

DECORS / DECORS / DEKORE / DECORADOS / ДЕКОРЫ

Mosaico 5x5*

Tessera - Chip 4,8x4,8 - 1^{7/8}"x1^{7/8}"



30x30 - 11^{13/16}"x11^{13/16}"

E457 I30MH0R Piano Sega Argento Nat. ● 93

Listelli sfalsati*



30x60 - 11^{13/16}"x23^{5/8}"

E45E M63MH0R Piano Sega Argento Nat. ● 87


Mosaico Arella*



21x60 - 8^{1/4}"x23^{5/8}"

E46K N63MH0R P. S. Argento Nat. ● 100

Decoro Ornamento



15x15 - 5^{7/8}"x5^{7/8}"

E45L 15MH0RB Piano Sega Argento Nat. ● 85

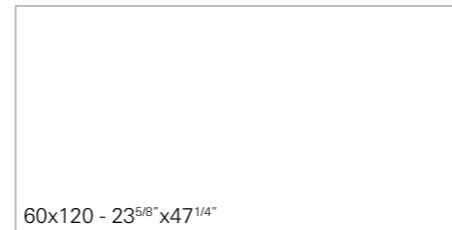
* Su rete in fibra - On fibre mesh backing
Sur filet en fibre de verre - Auf Glasfasernetz
Sobre malla de fibra - На волоконной сетке

Si consiglia la posa con fuga 2 mm. - Laying with a 2 mm-joint is recommended.
Pose recommandée avec joints de 2 mm. - Es wird eine Fugenbreite von 2 mm empfohlen.
Se recomienda la colocación con juntas de 2 mm. - Рекомендуется укладка с швом 2 мм.

Piano sega grigio

FORMATI


SIZES / FORMATS / FORMATE / TAMAÑOS / ФОРМАТЫ



60x120 - 23^{5/8}"x47^{1/4}"

E7VU 98MH8R Nat. Rett.

● 771



60x60 - 23^{5/8}"x23^{5/8}"

E3ZD 60MH8R Nat. Rett.

● 662



30x60 - 11^{13/16}"x23^{5/8}"

E3ZL 63MH8R Nat. Rett.


● 61



45x90 - 17^{11/16}"x35^{7/16}"

E3ZS 94MH8R Naturale Rett.

● 73



90x90 - 35^{7/16}"x35^{7/16}"

E3YU N9MH8R Naturale Rett.


● 80

DECORI

DECORS / DECORS / DEKORE / DECORADOS / ДЕКОРЫ

Mosaico 5x5*

Tessera - Chip 4,8x4,8 - 1^{7/8}"x1^{7/8}"



30x30 - 11^{13/16}"x11^{13/16}"

E45C I30MH8R Piano Sega Grigio Nat. ● 93

Listelli sfalsati*



30x60 - 11^{13/16}"x23^{5/8}"

E45J M63MH8R Piano Sega Grigio Nat. ● 87


Mosaico Arella*



21x60 - 8^{1/4}"x23^{5/8}"

E46P N63MH8R P. S. Grigio Nat. ● 100

Decoro Ornamento



15x15 - 5^{7/8}"x5^{7/8}"

E45Q 15MH8RB Piano Sega Grigio Nat. ● 85


* Su rete in fibra - On fibre mesh backing
Sur filet en fibre de verre - Auf Glasfasernetz
Sobre malla de fibra - На волоконной сетке

Si consiglia la posa con fuga 2 mm. - Laying with a 2 mm-joint is recommended.
Pose recommandée avec joints de 2 mm. - Es wird eine Fugenbreite von 2 mm empfohlen.
Se recomienda la colocación con juntas de 2 mm. - Рекомендуется укладка с швом 2 мм.

Piano sega sabbia

FORMATI

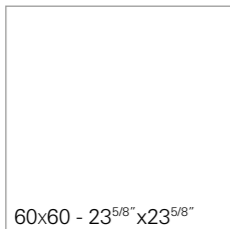
SIZES / FORMATS / FORMATE / TAMAÑOS / ФОРМАТЫ



60x120 - 23^{5/8}"x47^{1/4}"

E7VS 98MH3R Nat. Rett.

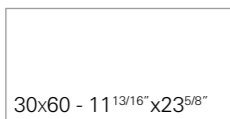
● 771



60x60 - 23^{5/8}"x23^{5/8}"

E3Z9 60MH3R Nat. Rett.


● 662



30x60 - 11^{13/16}"x23^{5/8}"

E3ZH 63MH3R Nat. Rett.

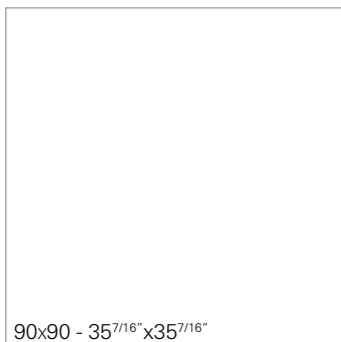
● 61



45x90 - 17^{11/16}"x35^{7/16}"

E3ZQ 94MH3R Naturale Rett.

● 73



90x90 - 35^{7/16}"x35^{7/16}"

E3YS 99MH3R Naturale Rett.

● 80

DECORI

DECORS / DECORS / DEKORE / DECORADOS / ДЕКОРЫ

Mosaico 5x5*

Tessera - Chip 4,8x4,8 - 1^{7/8}"x1^{7/8}"



30x30 - 11^{13/16}"x11^{13/16}"

E459 I30MH3R Piano Sega Sabbia Nat. ● 93

Listelli sfalsati*



30x60 - 11^{13/16}"x23^{5/8}"

E45G M63MH3R Piano Sega Sabbia Nat. ● 87


Mosaico Arella*



21x60 - 8^{1/4}"x23^{5/8}"

E46M N63MH3R P. S. Sabbia Nat. ● 100

Decoro Ornamento



15x15 - 5^{7/8}"x5^{7/8}"

E45N 15MH3RB Piano Sega Sabbia Nat. ● 85

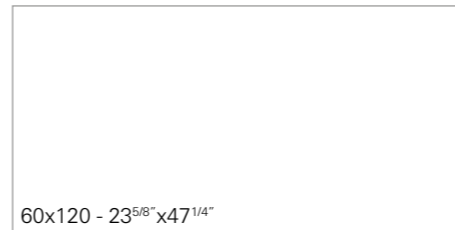
* Su rete in fibra - On fibre mesh backing
Sur filet en fibre de verre - Auf Glasfasernetz
Sobre malla de fibra - На волоконной сетке

Si consiglia la posa con fuga 2 mm. - Laying with a 2 mm-joint is recommended.
Pose recommandée avec joints de 2 mm. - Es wird eine Fugenbreite von 2 mm empfohlen.
Se recomienda la colocación con juntas de 2 mm. - Рекомендуется укладка с швом 2 мм.

Piano sega antracite

FORMATI


SIZES / FORMATS / FORMATE / TAMAÑOS / ФОРМАТЫ



60x120 - 23^{5/8}"x47^{1/4}"

E7VV 98MH9R Nat. Rett.

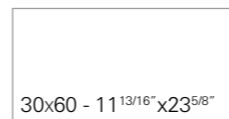
● 771



60x60 - 23^{5/8}"x23^{5/8}"

E3ZE 60MH9R Nat. Rett.

● 662



30x60 - 11^{13/16}"x23^{5/8}"

E3ZM 63MH9R Nat. Rett.


● 61



45x90 - 17^{11/16}"x35^{7/16}"

E3ZT 94MH9R Naturale Rett.

● 73



90x90 - 35^{7/16}"x35^{7/16}"

E3YV 99MH9R Naturale Rett.

● 80

DECORI

DECORS / DECORS / DEKORE / DECORADOS / ДЕКОРЫ

Mosaico 5x5*

Tessera - Chip 4,8x4,8 - 1^{7/8}"x1^{7/8}"



30x30 - 11^{13/16}"x11^{13/16}"

E45D I30MH9R Piano Sega Antracite Nat. ● 93

Listelli sfalsati*



30x60 - 11^{13/16}"x23^{5/8}"

E45K M63MH9R Piano Sega Antracite Nat. ● 87


Mosaico Arella*



21x60 - 8^{1/4}"x23^{5/8}"

E46Q N63MH9R P. S. Antracite Nat. ● 100

Decoro Ornamento



15x15 - 5^{7/8}"x5^{7/8}"

E45R 15MH9RB Piano Sega Antracite Nat. ● 85

* Su rete in fibra - On fibre mesh backing
Sur filet en fibre de verre - Auf Glasfasernetz
Sobre malla de fibra - На волоконной сетке

Si consiglia la posa con fuga 2 mm. - Laying with a 2 mm-joint is recommended.
Pose recommandée avec joints de 2 mm. - Es wird eine Fugenbreite von 2 mm empfohlen.
Se recomienda la colocación con juntas de 2 mm. - Рекомендуется укладка с швом 2 мм.

Brick 12,5x25 - 6x25

Brick Spazzolata



12,5x25 - 4^{15/16}"x9^{13/16}"
E3Z2 13MH2 Brick Spazzolata Nat. ● 60



6x25 - 2^{3/8}"x9^{13/16}"
E3YX 06MH2 Brick Spazzolata Nat. ● 60

Brick Fiammata




12,5x25 - 4^{15/16}"x9^{13/16}"
E3Z3 13MH5 Brick Fiammata Nat. ● 60



6x25 - 2^{3/8}"x9^{13/16}"
E3YY 06MH5 Brick Fiammata Nat. ● 60

Brick Piano Segna




12,5x25 - 4^{15/16}"x9^{13/16}"
E3Z6 13MH8 Brick Piano Segna Grigio Nat. ● 60



6x25 - 2^{3/8}"x9^{13/16}"
E3Z1 06MH8 Brick Piano Segna Grigio Nat. ● 60

Brick Spacco Multicolor



12,5x25 - 4^{15/16}"x9^{13/16}"
E3Z4 13MH6 Brick Spacco Multicolor Nat. ● 60



6x25 - 2^{3/8}"x9^{13/16}"
E3YZ 06MH6 Brick Spacco Multicolor Nat. ● 60

Brick Burattato



12,5x25 - 4^{15/16}"x9^{13/16}"
E3Z5 13MH7 Brick Burattato Nat. ● 60



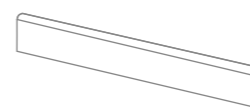
6x25 - 2^{3/8}"x9^{13/16}"
E3Z0 06MH7 Brick Burattato Nat. ● 60

Brick 12,5x25 - 4^{15/16}"x9^{13/16}" / 6x25 - 2^{3/8}"x9^{13/16}"

Si consiglia la posa con fuga 3 mm. - Laying with a 3 mm-joint is recommended.
Pose recommandée avec joints de 3 mm. - Es wird eine Fugenbreite von 3 mm empfohlen.
Se recomienda la colocación con juntas de 3 mm. - Рекомендуется укладка с швом 3 мм.

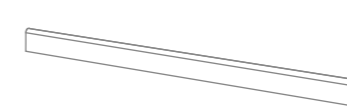
Pezzi speciali

TRIMS / PIECES SPECIALES / FORMTEILE / PIEZAS ESPECIALES / СПЕЦИАЛЬНЫЕ ИЗДЕЛИЯ



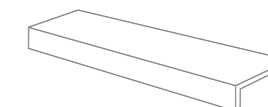
BATTISCOPA - SKIRTING
7,5x60 - 2^{15/16}"x23^{5/8}" Nat. Rett.
Pcs. Box 15 - ML x Box 9

- E43Z 87MH2R** Spazzolata Indoor ● 11
- E441 87MH5R** Fiammata Indoor ● 11
- E43Y 87MH0R** P. S. Argento ● 11
- E442 87MH8R** P. S. Grigio ● 11
- E440 87MH3R** P. S. Sabbia ● 11
- E443 87MH9R** P. S. Antracite ● 11



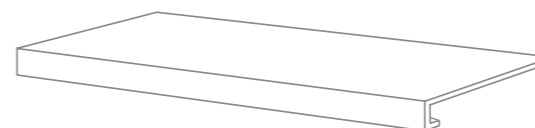
BATTISCOPA - SKIRTING
4,6x90 - 1^{13/16}"x35^{7/16}" Nat. Rett.
Pcs. Box 8 - ML x Box 7,20

- E46E B3MH2R** Spazzolata Indoor ● 17
- E46G B3MH5R** Fiammata Indoor ● 17
- E46D B3MH0R** P. S. Argento ● 17
- E46H B3MH8R** P. S. Grigio ● 17
- E46F B3MH3R** P. S. Sabbia ● 17
- E46J B3MH9R** P. S. Antracite ● 17



ELEMENTO A "L" - L SHAPED PIECE
15x60x5 - 5^{7/8}"x23^{5/8}"x1^{15/16}" Nat. Rett.
Pcs. Box 4 - ML x Box 2,40

- EC9K 99MH2RZ** Spazzolata Outdoor ● 43
- EAQN 99MH5RZ** Fiammata Outdoor ● 43



GRADONE - STEP
33x60x3,2x3,2 - 12^{15/16}"x23^{5/8}"x1^{1/4}"x1^{1/4}" Nat. Rett.
Pcs. Box 4 - ML x Box 2,40

- EAPW 1CMH2R** Spazzolata Indoor ● 79
- EAPY 1CMH5R** Fiammata Indoor ● 79
- EAPV 1CMH0R** P. S. Argento ● 79
- EAPZ 1CMH8R** P. S. Grigio ● 79
- EAPX 1CMH3R** P. S. Sabbia ● 79
- EAQ0 1CMH9R** P. S. Antracite ● 79



ANGOLARE DX / SX - CORNER TILE DX / SX
33x60x3,2x3,2 - 12^{15/16}"x23^{5/8}"x1^{1/4}"x1^{1/4}" Nat. Rett.
Pcs. Box 2 - ML x Box 1,20

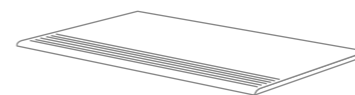
- EAQ3 4AMH2R / EAQ4 4AMH2RS** Spazzolata Indoor ● 93
- EAQ7 4AMH5R / EAQ8 4AMH5RS** Fiammata Indoor ● 93
- EAQ1 4AMH0R / EAQ2 4AMH0RS** P. S. Argento ● 93
- EAQ9 4AMH8R / EAQA 4AMH8RS** P. S. Grigio ● 93
- EAQ5 4AMH3R / EAQ6 4AMH3RS** P. S. Sabbia ● 93
- EAQC 4AMH9R / EAQD 4AMH9RS** P. S. Antracite ● 93

33x120x3,2x3,2 - 12^{15/16}"x47^{1/4}"x1^{1/4}"x1^{1/4}" Nat. Rett.
Pcs. Box 2 - ML x Box 2,40

- ECCN CRMH2R** Spazzolata Indoor ● 95
- ECCQ CRMH5R** Fiammata Indoor ● 95
- ECCM CRMH0R** P. S. Argento ● 95
- ECCR CRMH8R** P. S. Grigio ● 95
- ECCP CRMH3R** P. S. Sabbia ● 95
- ECCS CRMH9R** P. S. Antracite ● 95

33x120x3,2x3,2 - 12^{15/16}"x47^{1/4}"x1^{1/4}"x1^{1/4}" Nat. Rett.
Pcs. Box 1 - ML x Box 1,20

- ECCA ACMH2RD / ECCC ACMH2RS** Spazzolata Indoor ● 100
- ECCF ACMH5RD / ECCG ACMH5RS** Fiammata Indoor ● 100
- ECC8 ACMH0RD / ECC9 ACMH0RS** P. S. Argento ● 100
- ECCH ACMH8RD / ECCJ ACMH8RS** P. S. Grigio ● 100
- ECCD ACMH3RD / ECCE ACMH3RS** P. S. Sabbia ● 100
- ECCK ACMH9RD / ECCL ACMH9RS** P. S. Antracite ● 100



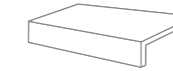
GRADINO - STAIR TREAD
33x60 - 12^{15/16}"x23^{5/8}" Nat. Rett.
Pcs. Box 6 - ML x Box 3,60

- EAQF 71MH2R** Spazzolata Indoor ● 61
- EC9J 71MH2RZ** Spazzolata Outdoor R11 ● 61
- EAQH 71MH5R** Fiammata Indoor ● 61
- EAQJ 71MH5RZ** Fiammata Outdoor R11 ● 61
- EAQE 71MH0R** P. S. Argento ● 61
- EAQK 71MH8R** P. S. Grigio ● 61
- EAQG 71MH3R** P. S. Sabbia ● 61
- EAQL 71MH9R** P. S. Antracite ● 61



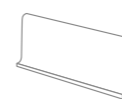
BECCO CIVETTA - BULLNOSE
6x25 - 2^{3/8}"x10" Nat.
Pcs. Box 34

- EAR5 106MH2** Spazzolata ● 7
- EAR6 106MH5** Fiammata ● 7
- EAR9 106MH8** P. S. Grigio ● 7
- EAR7 106MH6** Spacco Multicolor ● 7
- EAR8 106MH7** Burattato ● 7



ELEMENTO A "L" - L SHAPED PIECE
12,5x25x5 - 4^{15/16}"x9^{13/16}"x1^{15/16}" Nat. Rett.
Pcs. Box 16 - ML x Box 4

- EC94 U2MH5** Brick Fiammata ● 20
- EC93 U2MH2** Brick Spazzolata ● 20
- EC97 U2MH8** Brick P. S. Grigio ● 20
- EC95 U2MH6** Brick Spacco Multicolor ● 20
- EC96 U2MH7** Brick Spacco Burattato ● 20



COVE BASE*
16x30 - 6^{5/16}"x11^{13/16}" Nat.
Pcs. Box 30

- EAQM 89MH2** Spazzolata ● 28
- EAQO 89MH5** Fiammata ● 28
- EAQT 89MH8** P. S. Grigio ● 28
- EAQR 89MH6** Spacco Multicolor ● 28
- EAQS 89MH7** Burattato ● 28



COVE BASE IN CORNER
2,5x16 - 5^{1/16}"x6^{5/16}" Nat.
Pcs. Box 10

- EAQZ AIMH2** Spazzolata ● 26
- EAR0 AIMH5** Fiammata ● 26
- EAR3 AIMH8** P. S. Grigio ● 26
- EAR1 AIMH6** Spacco Multicolor ● 26
- EAR2 AIMH7** Burattato ● 26



COVE BASE OUT CORNER
2,5x16 - 5^{1/16}"x6^{5/16}" Nat.
Pcs. Box 10

- EAQU AEMH2** Spazzolata ● 26
- EAQV AEMH5** Fiammata ● 26
- EAQY AEMH8** P. S. Grigio ● 26
- EAQW AEMH6** Spacco Multicolor ● 26
- EAQX AEMH7** Burattato ● 26

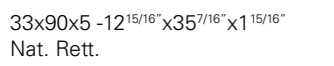
* Ordine minimo 500 pezzi - Minimum order: 500 pieces - Commande minimale 500 pièces
Mindestbestellmenge 500 Stücke - Pedido mínimo 500 piezas - Минимальный заказ - 500 штук

Pezzi speciali **20MM**

TRIMS / PIECES SPECIALES / FORMTEILE / PIEZAS ESPECIALES / СПЕЦИАЛЬНЫЕ ИЗДЕЛИЯ

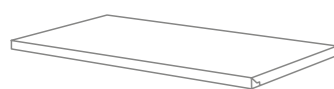


GRADONE - STEP
33x60x5 - 12^{15/16}"x23^{5/8}"x1^{15/16}"
Nat. Rett.
Pcs. Box 2 - ML x Box 1,20
EC87 2SMH2R Spazzolata ● 83
EARA 2SMH5R Fiammata ● 83

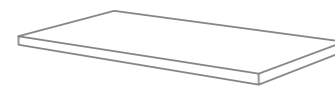


ANGOLARE DX / SX
CORNER TILE DX / SX
33x60x5 - 12^{15/16}"x23^{5/8}"x1^{15/16}" Nat. Rett.
Pcs. Box 2 - ML x Box 1,20
EC88 2SMH2RD / EC89 2SMH2RS Spazzolata ● 93
EARC 2SMH5RD / EARD 2SMH5RS Fiammata ● 93

33x90x5 - 12^{15/16}"x35^{7/16}"x1^{15/16}"
Nat. Rett.
Pcs. Box 2 - ML x Box 1,80
EC8G 6GMH2R Spazzolata ● 88
EARK 6GMH5R Fiammata ● 88



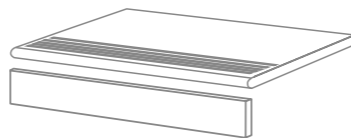
TERMINALE - ENDINGPIECE
33x60x2,5 - 12^{15/16}"x23^{5/8}"x1^{15/16}"
Nat. Rett.
Pcs. Box 2 - ML x Box 1,20
EC8A 3SMH2R Spazzolata ● 83
EARE 3SMH5R Fiammata ● 83



ANGOLO TERMINALE DX / SX
ENDINGPIECE CORNER DX / SX
33x60x2,5 - 12^{15/16}"x23^{5/8}"x1^{15/16}" Nat. Rett.
Pcs. Box 2 - ML x Box 1,20
EC8C 3SMH2RD / EC8D 3SMH2RS Spazzolata ● 93
EARF 3SMH5RD / EARG 3SMH5RS Fiammata ● 93

33x90x2,5 - 12^{15/16}"x35^{7/16}"x1^{15/16}"
Nat. Rett.
Pcs. Box 2 - ML x Box 1,80
EC8K 7GMH2R Spazzolata ● 90
EAS8 7GMH5R Fiammata ● 90

33x90x2,5 - 12^{15/16}"x35^{7/16}"x1^{15/16}" Nat. Rett.
Pcs. Box 2 - ML x Box 1,80
EC8L 7GMH2RD / EC8M 7GMH2RS Spazzolata ● 97
EARN 7GMH5RD / EARP 7GMH5RS Fiammata ● 97




GRADINO - STAIR TREAD
33x60 - 12^{15/16}"x23^{5/8}" Nat. Rett.
Pcs. Box 2 - ML x Box 1,20
EC8F 4SMH2R Spazzolata ● 77
EARJ 4SMH5R Fiammata ● 77

ALZATA - RISER
16,5x60 - 6^{1/2}"x23^{5/8}" Nat. Rett.
Pcs. Box 2 - ML x Box 1,20
EC86 1TMH2R Spazzolata ● 40
EAR4 1TMH5R Fiammata ● 40

GRADINO - STAIR TREAD
33x90 - 12^{15/16}"x35^{7/16}" Nat. Rett.
Pcs. Box 2 - ML x Box 1,80
EC8N 8GMH2R Spazzolata ● 88
EARQ 8GMH5R Fiammata ● 88

ALZATA - RISER
16,5x90 - 6^{1/2}"x35^{7/16}" Nat. Rett.
Pcs. Box 4 - ML x Box 3,60
EC8E 3TMH2R Spazzolata ● 53
EARH 3TMH5R Fiammata ● 53



PIASE

Dry - Pressed Ceramic Tiles ISO 13006 Annex G - UNI EN 14411 Annex G - Bla GL

CARATTERISTICHE TECNICHE		NORMA	VALORI			
Technical Features - Caracteristiques Techniques - Technische Eigenschaften Technische Eigenschaften - Caracteristicas Tecnicas - Технические Характеристики		Standard - Norme Norm - Norma - Норма	Value - Valeur Vorgabe - Valor - Средние			
	PLANARITÀ Flatness - Planéité - Ebenflächigkeit - Planaridad - Плоскостность	UNI EN ISO 10545/2	± 0,26% / ± 1,5 mm			
		ASTM C485 CALIBRATED ± 0,75% (MAX ± 0,09 in)	-			
		ASTM C485 RECTIFIED ± 0,40% (MAX ± 0,05 IN-SIZE ≤ 60 cm) (MAX ± 0,07 IN-SIZE > 60 cm)	± 0,25%			
	ASSORBIMENTO D'ACQUA (VALORE MEDIO IN %) Water absorption (Average value expressed in %) - Absorption d'eau (Valeur moyenne en %) Wasseraufnahme (Durchschnittswert in %) - Absorción de agua (Valor medio en %) Поглощение воды	UNI EN ISO 10545/3 ≤ 0,5 %	CONFORME			
		ASTM C373	COMPLIANT			
	RESISTENZA ALLA FLESSIONE Modulus of rupture - Resistance a la flexion - Biegefestigkeit Resistencia a la flexion - Прочность на изгиб	SPESORE	20MM			
		UNI EN ISO 10545/4	≥ 50 N/mm ²	≥ 50 N/mm ²		
	FORZA DI ROTTURA Breaking strength - Résistance à la rupture - Bruchlast - Resistencia a la rotura - Разрывное усилие	UNI EN ISO 10545/4	≥ 2000 N	≥ 4000 N		
		ASTM C648	250 Lbs	700 LBS		
	RESISTENZA AL GELO Frost resistance - Résistance au gel - Frostbeständigkeit Resistencia a las heladas - Морозостойкость	UNI EN ISO 10545/12	CONFORME			
		ASTM C1026	UNAFFECTED			
	RESISTENZA CHIMICA AD ALTE E BASSE CONCENTRAZIONI DI ACIDI E BASI Chemical resistance to high and low acid and basic concentrations Résistance chimique aux hautes et basses concentrations d'acides et de bases Chemikalienfestigkeit bei hohen und niedrigen Konzentrationen von Säuren und Basen Resistencia química con concentraciones altas y bajas de ácidos y bases Химическая стойкость к высоким и низким концентрациям кислот и щелочей	UNI EN ISO 10545/13	GA - GLA - GHA			
		ASTM C-650	UNAFFECTED			
	RESISTENZA ALLE MACCHIE Stain resistance - Résistance aux taches - Fleckenbeständigkeit Resistencia a las manchas - Стойкость к образованию пятен	UNI EN ISO 10545/14	5			
		CTI 81-7D	NO EVIDENT VARIATION			
	COEFFICIENTE DI ATTRITO Slip resistance - Coefficient de glissement - Rutschfestigkeit Barfußbereich Coeficiente de atrito medio - Коэффициент трения		NAT.	LAPP.	20MM	OUTDOOR
		DIN 51130	R10	-	R11	R11
		DIN 51097	B (A+B)	-	B (A+B)	C (A+B+C)
		ANSI A 137.1- 2012 DCOF (SECTION 9.6)	WET ≥ 0,42	-	WET ≥ 0,42	WET ≥ 0,42
		B.C.R.A.	≥ 0,40	-	≥ 0,40	≥ 0,40

Per maggiori chiarimenti sui dati tecnici e sulla garanzia consultare il catalogo generale in vigore. - For further information on technical specifications, please consult our up-dated general catalogue. - Pour toutes informations supplémentaires sur les données techniques et sur les garanties, veuillez consulter le catalogue general en vigueur. - Für weitere Informationen über technische Daten und Garantie beziehen sie sich bitte auf den aktuellen Gesamtkatalog. - Para ultiores informaciones sobre los datos tecnicos y la garantia, vease el catalogo general en vigor. - Более подробную информацию о технических данных и гарантии смотрите в действующем сводном катал.

Formato Size Format Format Tamaño Формат cm	Spessore Thickness Épaisseur Stärke Espesor Толщина mm	Pz. x Mq. Pieces x Sqm Pcs / M ² Stk. x Qm Pzs x Mc. Шт x Кв.М.	Pz. x Scat. Pieces x Box Pcs / Bte Stk. x Krt. Pzs x Caja Шт x Кор.	Mq. x Scat. Sqm x Box M ² / Bte Qm x Krt. Mc. x Caja Кв.М. x Кор.	Peso x Scat. Weight x Box Poids / Bte Gewicht x Krt. Peso x Caja Bec x Kor. Kg	Scat. x Pal. Boxes x Pal. Bte / Pal. Krt. x Pal. Cajas x Pal. Kop. x Подд.	Mq. x Pal. Sqm x Pal. M ² / Pal. Qm x Pal. Mc. x Pal. Кв.М x Подд.	Peso x Pal. Weight x Pal. Poids / Pal. Gewicht x Pal. Peso x Pal. Bec x Подд. Kg
60x120 Naturale - Lappato	10	1,39	2	1,440	35,00	36	51,84	1260
90x90 Naturale - Lappato	10	1,23	2	1,620	36,00	24	38,88	864
45x90 Naturale - Lappato	10	2,47	3	1,215	28,55	32	38,88	914
45x90 Naturale 20MM	20	2,47	2	0,810	38,00	27	21,87	1026
60x60 Naturale - Lappato	10	2,78	3	1,080	24,50	40	43,20	980
60x60 Naturale 20MM	20	2,78	2	0,720	33,60	32	23,04	1075
30x60 Naturale - Lappato	10	5,56	6	1,080	25,00	40	43,20	1000
12,5x25 Naturale	9	32	26	0,810	12,50	81	65,61	1013
6x25 Naturale	9	66,67	34	0,510	9,58	99	50,49	948
30x60 Listelli Sfalsati	10	5,56	4	0,720	16,70	30	21,60	501
21x60 Mosaico Arella	10	7,94	4	0,504	15,00	-	-	-
30x30 Mosaico	10	11,11	5	0,450	10,42	60	27,00	625
15x15 Decoro Ornamento	10	44,44	36	0,810	18,40	56	45,36	1030

EMIL CERAMICA

A Brand of Emilceramica S.r.l. a socio unico

CONFININDUSTRIA PER LA SOSTENIBILITÀ

CERTIFIABILITY

SISTEM DI GESTIONE CERTIFICATI

CERTIFICAZIONE E MEMBRO DELLA FEDERAZIONE CISO



EMIL
CERAMICA

Emilceramica is a brand of Emilceramica S.r.l. a socio unico	Sede Commerciale/Amministrativa
emilgroup.it/emilceramica emilgroup.it	Via Ghiarola Nuova, 29 - 41042 Fiorano Modenese (Mo) Italy T +39 0536 835111 - info@emilceramicagroup.it F (Italy) +39 0536 835958 - (Export) +39 0536 835490