


ARCHITECT RESIN




WARM



COPENHAGEN IVORY
NEW YORK SAND
HONG KONG TAUPE
MIAMI BROWN

TOKYO WHITE
BERLIN GREY
LONDON SMOKE
BRUXELLES BLACK



COLD

MATCHING COLORS

ARCHITECT RESIN: L'ESSENZIALITÀ DEL CEMENTO
INCONTRA LA CREATIVITÀ DEL GESTO,
CON AMPIE SPATOLATE E CAMPITURE DI COLORE.
IL RICHIAMO ALL'ARCHITETTURA CONTEMPORANEA
È LA FONTE ISPIRATIVA DELLA COLLEZIONE.

PROTAGONISTA È LA RESINA SVILUPPATA IN 8 COLORI DIVISI IN DUE GRUPPI:
WARM, 4 COLORI CALDI COMBINABILI TRA DI LORO PER CONSENTIRE
SOLUZIONI PROGETTUALI ACCOGLIENTI
COLD, 4 TONALITÀ FREDE CHE SI POSSONO ACCOSTARE PER TRASMETTERE
RICERCATEZZA E MODERNITÀ.

UNA COLLEZIONE ARRICCHITA DA FORMATI MODULARI,
CON SUPERFICI LAPPATE E NATURALI, OLTRE A UNA VASTA SCELTA
DI MOSAICI, RENDE UNICO OGNI AMBIENTE.



WARM



**COPENHAGEN
IVORY**

**NEW YORK
SAND**

**HONG KONG
TAUPE**

**MIAMI
BROWN**



COLD

**TOKYO
WHITE**

**BERLIN
GREY**

**LONDON
SMOKE**

**BRUXELLES
BLACK**


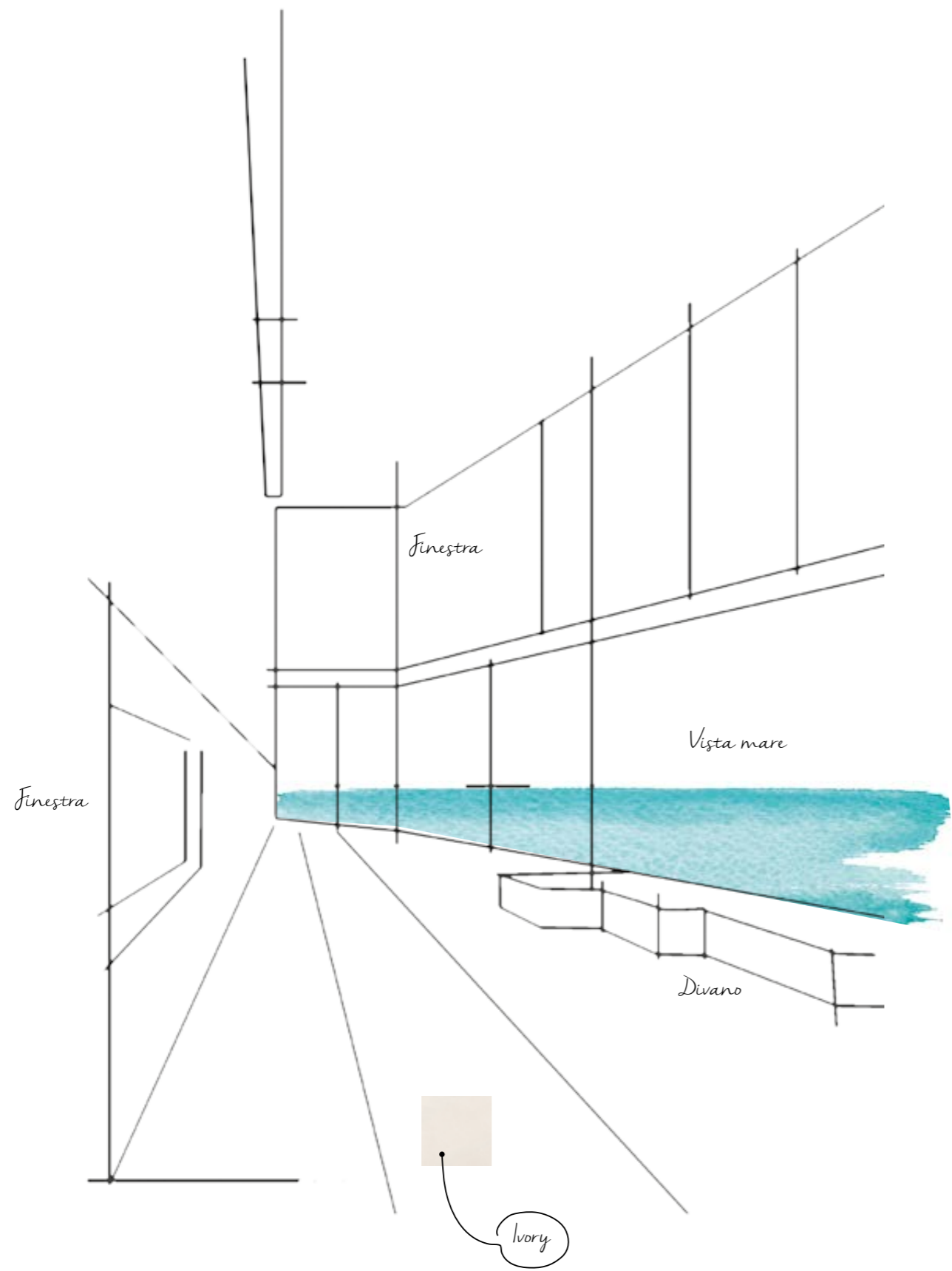
COPENAGHEN IVORY





6 **809G1R** / COPENHAGEN IVORY / NAT. RETT. / 80x80 - 31¹/₂"x31¹/₂"
809G7R / HONG KONG TAUPE / NAT. RETT. / 80x80 - 31¹/₂"x31¹/₂"



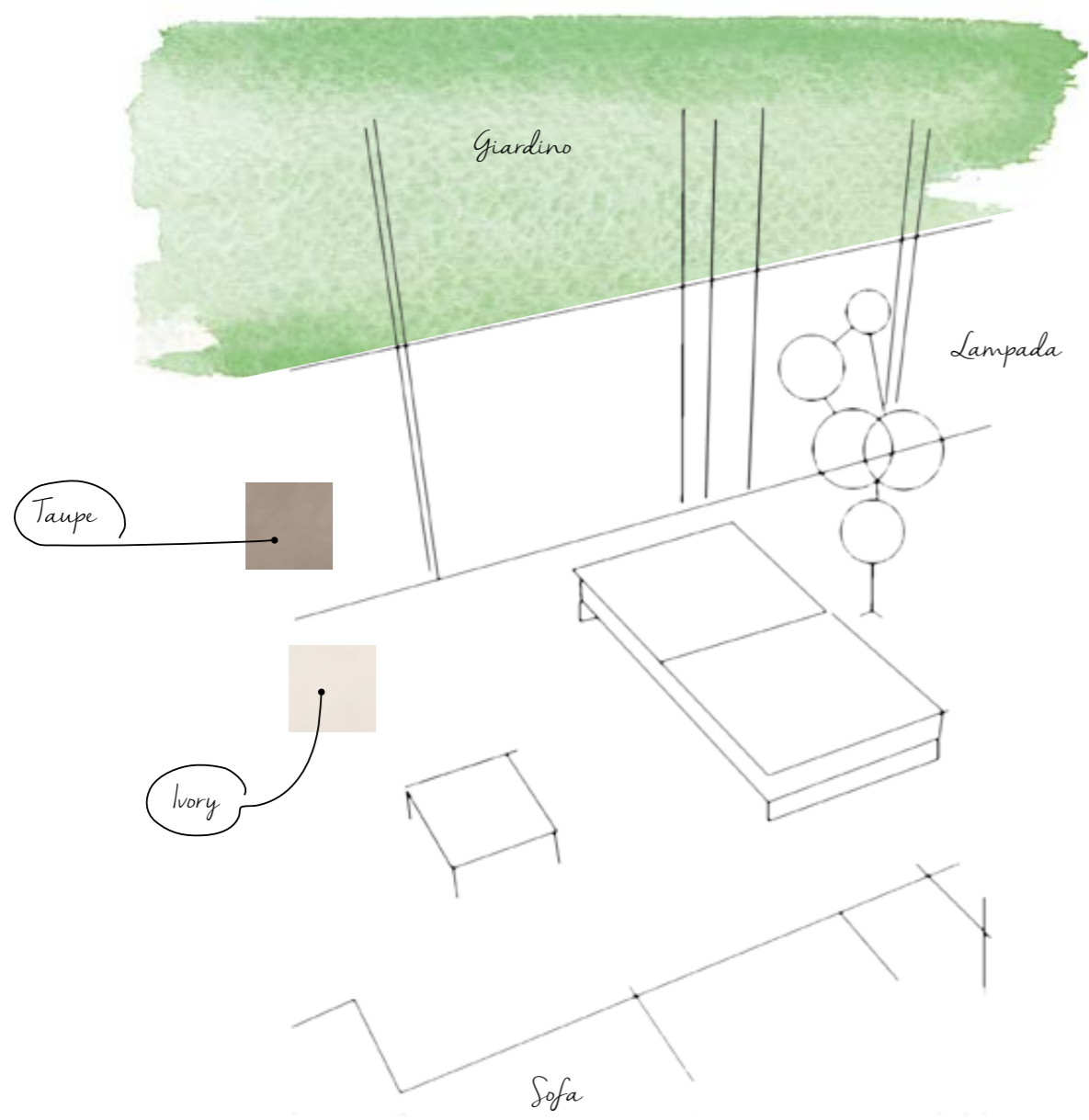





609G1R / COPENHAGEN IVORY / NAT. RETT. / 60x60 - 23⁵/₈"x23⁵/₈"
609G7R / HONG KONG TAUPE / NAT. RETT. / 60x60 - 23⁵/₈"x23⁵/₈"

I309G7P-3P-1P
MOSAICO 3x3/ TAUPE - SAND - IVORY / LAPP. RETT. / 30x30 - 11¹³/₁₆"x11¹³/₁₆"





639G1R / COPENHAGEN IVORY / NAT. RETT. / 30x60 - 11¹³/₁₆" x 23⁵/₈"
 639G7R / HONG KONG TAUPE / NAT. RETT. / 30x60 - 11¹³/₁₆" x 23⁵/₈"






609G1P / COPENHAGEN IVORY / LAPP RETT. / 60x60 - 23^{5/8}"x23^{5/8}"
309G6P / MIAMI BROWN / LAPP RETT. / 30x30 - 11^{13/16}"x11^{13/16}"




NEW YORK SAND










HONG KONG TAUPE








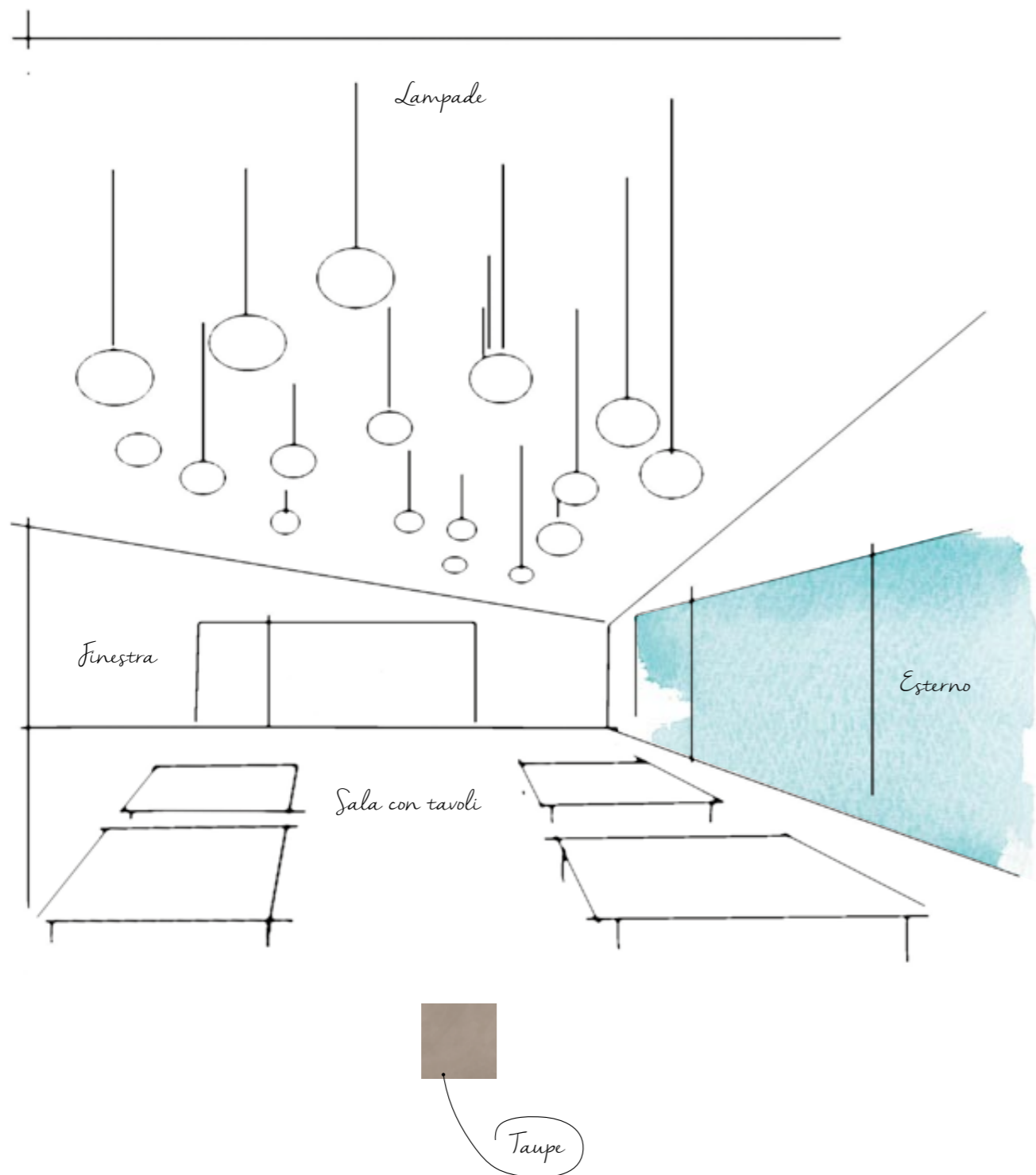
609G7P / HONG KONG TAUPE / LAPP. RETT. / 60x60 - 23^{5/8}"x23^{5/8}"
1309G1P / MOSAICO 3x3 COPENHAGEN IVORY / LAPP. RETT. / 30x30 - 11^{13/16}"x11^{13/16}"





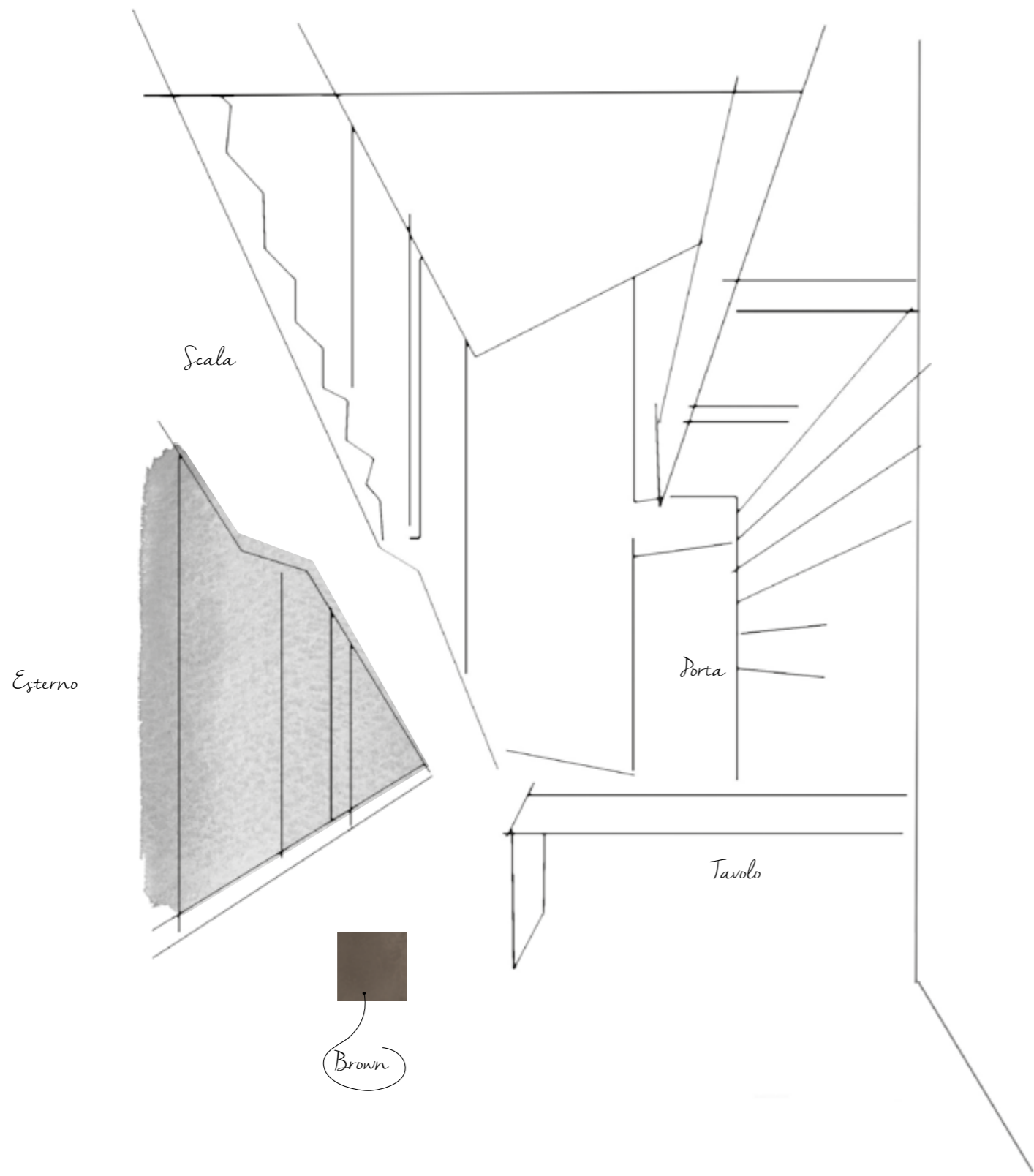
C. Castella M.






MIAMI BROWN









639G6R / MIAMI BROWN / NAT. RETT. / 30x60 - 11³/₁₆"x23⁵/₈"
R809G6R / DESIGN MAXI MIAMI BROWN / NAT. RETT. / 136x101 - 53⁹/₁₆"x39³/₄"

R309G6R-7R-3R-1R DESIGN MINI
 BROWN-TAUPE-SAND-IVORY / NAT. RETT. / 22,6x17 - 8⁷/₈"x6¹/₁₆"





TOKYO WHITE



809G0R / TOKYO WHITE / NAT. RETT. / 80x80 - 31¹/₂"x31¹/₂"
809G8R / BERLIN GREY / NAT. RETT. / 80x80 - 31¹/₂"x31¹/₂"





609G0R / TOKYO WHITE / NAT. RETT. / 60x60 - 23^{5/8}"x23^{5/8}"
309G0R / TOKYO WHITE / NAT. RETT. / 30x30 - 11^{3/16}"x11^{3/16}"

309G9R / BRUXELLES BLACK / NAT. RETT. / 30x30 - 11^{3/16}"x11^{3/16}"





An aerial photograph of a city grid, likely Berlin, showing a pattern of streets and buildings. A large, semi-transparent diamond shape is overlaid on the right side of the image. The text 'BERLIN GREY' is printed in a light grey, sans-serif font in the upper right quadrant.

BERLIN
GREY









489G8P / BERLIN GREY / LAPP. RETT. / 40x80 - 15^{3/4}"x31^{1/2}"
TOKYO WHITE / LAPP. RETT.



LONDON SMOKE







489G5P / LONDON SMOKE / LAPP RETT. / 40x80 - 15^{3/4}"x31^{1/2}"
489G9P / BRUXELLES BLACK / LAPP RETT. / 40x80 - 15^{3/4}"x31^{1/2}"





BRUXELLES BLACK









809G9R / BRUXELLES BLACK / NAT. RETT. / 80x80 - 31¹/₂"x31¹/₂"
489G8R / BERLIN GREY / NAT. RETT. / 40x80 - 15³/₄"x31¹/₂"




**COPENAGHEN
IVORY**



80x80 (31^{1/2}"x31^{1/2}")
809G1R COPENHAGEN IVORY NAT. RETT. ●89
809G1P COPENHAGEN IVORY LAPP. RETT. ●96




40x80 (15^{3/4}"x31^{1/2}")
489G1R COPENHAGEN IVORY NAT. RETT. ●74
489G1P COPENHAGEN IVORY LAPP. RETT. ●85



60x60 (23^{5/8}"x23^{5/8}")
609G1R COPENHAGEN IVORY NAT. RETT. ●73
 U₁ P₄ E₃ C₂
609G1P COPENHAGEN IVORY LAPP. RETT. ●83



30x60 (11^{13/16}"x23^{5/8}")
639G1R COPENHAGEN IVORY NAT. RETT. ●66
 U₁ P₄ E₃ C₂
639G1P COPENHAGEN IVORY LAPP. RETT. ●74




30x30 (11^{13/16}"x11^{13/16}") *
309G1R COPENHAGEN IVORY NAT. RETT. ●66
 U₁ P₄ E₃ C₂
309G1P COPENHAGEN IVORY LAPP. RETT. ●74

NEW YORK SAND




80x80 (31^{1/2}"x31^{1/2}")
809G3R NEW YORK SAND NAT. RETT. ●89
809G3P NEW YORK SAND LAPP. RETT. ●96



40x80 (15^{3/4}"x31^{1/2}")
489G3R NEW YORK SAND NAT. RETT. ●74
489G3P NEW YORK SAND LAPP. RETT. ●85



60x60 (23^{5/8}"x23^{5/8}")
609G3R NEW YORK SAND NAT. RETT. ●73
 U₁ P₄ E₃ C₂
609G3P NEW YORK SAND LAPP. RETT. ●83



30x60 (11^{13/16}"x23^{5/8}")
639G3R NEW YORK SAND NAT. RETT. ●66
 U₁ P₄ E₃ C₂
639G3P NEW YORK SAND LAPP. RETT. ●74



30x30 (11^{13/16}"x11^{13/16}") *
309G3R NEW YORK SAND NAT. RETT. ●66
 U₁ P₄ E₃ C₂
309G3P NEW YORK SAND LAPP. RETT. ●74


**HONG KONG
TAUPE**



80x80 (31^{1/2}"x31^{1/2}")
809G7R HONG KONG TAUPE NAT. RETT. ●89
809G7P HONG KONG TAUPE LAPP. RETT. ●96




40x80 (15^{3/4}"x31^{1/2}")
489G7R HONG KONG TAUPE NAT. RETT. ●74
489G7P HONG KONG TAUPE LAPP. RETT. ●85



60x60 (23^{5/8}"x23^{5/8}")
609G7R HONG KONG TAUPE NAT. RETT. ●73
 U₁ P₄ E₃ C₂
609G7P HONG KONG TAUPE LAPP. RETT. ●83




30x60 (11^{13/16}"x23^{5/8}")
639G7R HONG KONG TAUPE NAT. RETT. ●66
 U₁ P₄ E₃ C₂
639G7P HONG KONG TAUPE LAPP. RETT. ●74



30x30 (11^{13/16}"x11^{13/16}") *
309G7R HONG KONG TAUPE NAT. RETT. ●66
 U₁ P₄ E₃ C₂
309G7P HONG KONG TAUPE LAPP. RETT. ●74


**MIAMI
BROWN**




80x80 (31^{1/2}"x31^{1/2}")
809G6R MIAMI BROWN NAT. RETT. ●89
809G6P MIAMI BROWN LAPP. RETT. ●96



40x80 (15^{3/4}"x31^{1/2}")
489G6R MIAMI BROWN NAT. RETT. ●74
489G6P MIAMI BROWN LAPP. RETT. ●85



60x60 (23^{5/8}"x23^{5/8}")
609G6R MIAMI BROWN NAT. RETT. ●73
609G6P MIAMI BROWN LAPP. RETT. ●83



30x60 (11^{13/16}"x23^{5/8}")
639G6R MIAMI BROWN NAT. RETT. ●66
639G6P MIAMI BROWN LAPP. RETT. ●74



30x30 (11^{13/16}"x11^{13/16}") *
309G6R MIAMI BROWN NAT. RETT. ●66
309G6P MIAMI BROWN LAPP. RETT. ●74

**TOKYO
WHITE**



80x80 (31^{1/2}"x31^{1/2}")
809G0R TOKYO WHITE NAT. RETT. ●89
809G0P TOKYO WHITE LAPP. RETT. ●96




40x80 (15^{3/4}"x31^{1/2}")
489G0R TOKYO WHITE NAT. RETT. ●74
489G0P TOKYO WHITE LAPP. RETT. ●85



60x60 (23^{5/8}"x23^{5/8}")
609G0R TOKYO WHITE NAT. RETT. ●73
 U₁ P₄ E₃ C₂
609G0P TOKYO WHITE LAPP. RETT. ●83



30x60 (11^{13/16}"x23^{5/8}")
639G0R TOKYO WHITE NAT. RETT. ●66
 U₁ P₄ E₃ C₂
639G0P TOKYO WHITE LAPP. RETT. ●74



30x30 (11^{13/16}"x11^{13/16}") *
309G0R TOKYO WHITE NAT. RETT. ●66
 U₁ P₄ E₃ C₂
309G0P TOKYO WHITE LAPP. RETT. ●74


**BERLIN
GREY**




80x80 (31^{1/2}"x31^{1/2}")
809G8R BERLIN GREY NAT. RETT. ●89
809G8P BERLIN GREY LAPP. RETT. ●96



40x80 (15^{3/4}"x31^{1/2}")
489G8R BERLIN GREY NAT. RETT. ●74
489G8P BERLIN GREY LAPP. RETT. ●85



60x60 (23^{5/8}"x23^{5/8}")
609G8R BERLIN GREY NAT. RETT. ●73
609G8P BERLIN GREY LAPP. RETT. ●83



30x60 (11^{13/16}"x23^{5/8}")
639G8R BERLIN GREY NAT. RETT. ●66
639G8P BERLIN GREY LAPP. RETT. ●74



30x30 (11^{13/16}"x11^{13/16}") *
309G8R BERLIN GREY NAT. RETT. ●66
309G8P BERLIN GREY LAPP. RETT. ●74

**LONDON
SMOKE**



80x80 (31^{1/2}"x31^{1/2}")
809G5R LONDON SMOKE NAT. RETT. ●89
809G5P LONDON SMOKE LAPP. RETT. ●96



40x80 (15^{3/4}"x31^{1/2}")
489G5R LONDON SMOKE NAT. RETT. ●74
489G5P LONDON SMOKE LAPP. RETT. ●85



60x60 (23^{5/8}"x23^{5/8}")
609G5R LONDON SMOKE NAT. RETT. ●73
 U₁ P₄ E₃ C₂
609G5P LONDON SMOKE LAPP. RETT. ●83



30x60 (11^{13/16}"x23^{5/8}")
639G5R LONDON SMOKE NAT. RETT. ●66
 U₁ P₄ E₃ C₂
639G5P LONDON SMOKE LAPP. RETT. ●74



30x30 (11^{13/16}"x11^{13/16}") *
309G5R LONDON SMOKE NAT. RETT. ●66
 U₁ P₄ E₃ C₂
309G5P LONDON SMOKE LAPP. RETT. ●74

**BRUXELLES
BLACK**




80x80 (31^{1/2}"x31^{1/2}")
809G9R BRUXELLES BLACK NAT. RETT. ●89
809G9P BRUXELLES BLACK LAPP. RETT. ●96



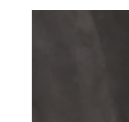
40x80 (15^{3/4}"x31^{1/2}")
489G9R BRUXELLES BLACK NAT. RETT. ●74
489G9P BRUXELLES BLACK LAPP. RETT. ●85



60x60 (23^{5/8}"x23^{5/8}")
609G9R BRUXELLES BLACK NAT. RETT. ●73
 U₁ P₄ E₃ C₂
609G9P BRUXELLES BLACK LAPP. RETT. ●83



30x60 (11^{13/16}"x23^{5/8}")
639G9R BRUXELLES BLACK NAT. RETT. ●66
 U₁ P₄ E₃ C₂
639G9P BRUXELLES BLACK LAPP. RETT. ●74




30x30 (11^{13/16}"x11^{13/16}") *
309G9R BRUXELLES BLACK NAT. RETT. ●66
 U₁ P₄ E₃ C₂
309G9P BRUXELLES BLACK LAPP. RETT. ●74



MOSAICO 3X3*

TESSERA-CHIP 2,8X2,8- (1¹³/₁₆"x1¹³/₁₆")



30x30 (11¹³/₁₆"x11¹³/₁₆")
I309G1P COPENHAGEN IVORY LAPP. ●138



30x30 (11¹³/₁₆"x11¹³/₁₆")
I309G3P NEW YORK SAND LAPP. ●138



30x30 (11¹³/₁₆"x11¹³/₁₆")
I309G7P HONG KONG TAUPE LAPP. ●138



30x30 (11¹³/₁₆"x11¹³/₁₆")
I309G6P MIAMI BROWN LAPP. ●138

MOSAICO 10X10*

TESSERA-CHIP 9,7X9,7- (3¹³/₁₆"x3¹³/₁₆")



30x30 (11¹³/₁₆"x11¹³/₁₆")
K309G1R COPENHAGEN IVORY NAT. ●120
K309G1P COPENHAGEN IVORY LAPP. ●125



30x30 (11¹³/₁₆"x11¹³/₁₆")
K309G3R NEW YORK SAND NAT. ●120
K309G3P NEW YORK SAND LAPP. ●125



30x30 (11¹³/₁₆"x11¹³/₁₆")
K309G7R HONG KONG TAUPE NAT. ●120
K309G7P HONG KONG TAUPE LAPP. ●125



30x30 (11¹³/₁₆"x11¹³/₁₆")
K309G6R MIAMI BROWN NAT. ●120
K309G6P MIAMI BROWN LAPP. ●125

MOSAICO LISTELLI*



30x60 (11¹³/₁₆"x23⁵/₈")
M639G1R COPENHAGEN IVORY NAT. ●113
M639G1P COPENHAGEN IVORY LAPP. ●121



30x60 (11¹³/₁₆"x23⁵/₈")
M639G3R NEW YORK SAND NAT. ●113
M639G3P NEW YORK SAND LAPP. ●121



30x60 (11¹³/₁₆"x23⁵/₈")
M639G7R HONG KONG TAUPE NAT. ●113
M639G7P HONG KONG TAUPE LAPP. ●121



30x60 (11¹³/₁₆"x23⁵/₈")
M639G6R MIAMI BROWN NAT. ●113
M639G6P MIAMI BROWN LAPP. ●121

DESIGN MINI*°



22,6x17 (8⁷/₈"x6¹¹/₁₆")
R309G1R COPENHAGEN IVORY NAT. ●39
Pcs. Box. 4



22,6x17 (8⁷/₈"x6¹¹/₁₆")
R309G3R NEW YORK SAND NAT. ●39
Pcs. Box. 4



22,6x17 (8⁷/₈"x6¹¹/₁₆")
R309G7R HONG KONG TAUPE NAT. ●39
Pcs. Box. 4



22,6x17 (8⁷/₈"x6¹¹/₁₆")
R309G6R MIAMI BROWN NAT. ●39
Pcs. Box. 4

DESIGN MAXI°



Disponibile in tutti i colori
Available in all colours
Disponibles dans toutes les couleurs
In allen Farben erhältlich
Disponibile en todos los colores
Доступна во всех цветах

136x101 (53⁹/₁₆"x39³/₄")
R809G1R COPENHAGEN IVORY NAT. ●147
R809G3R NEW YORK SAND NAT. ●147
R809G7R HONG KONG TAUPE NAT. ●147
R809G6R MIAMI BROWN NAT. ●147

R809G1P COPENHAGEN IVORY LAPP. ●150
R809G3P NEW YORK SAND LAPP. ●150
R809G7P HONG KONG TAUPE LAPP. ●150
R809G6P MIAMI BROWN LAPP. ●150

* Su rete in fibra - On fibre mesh backing
Sur filet en fibre de verre - Auf Glasfasernetz
Sobre malla de fibra - На волоконной сетке
° Solo su richiesta ordine minimo 1 collo
On request minimum order 1 box
Sur demande uniquement commande minimale 1 boîte
Nur auf Anfrage Mindestbestellmenge 1 Packstück
Solo bajo pedido; pedido mínimo 1 caja
Только по заказу, минимальный заказ - 1 место



MOSAICO 3X3*

TESSERA-CHIP 2,8X2,8- (1¹³/₁₆"x1¹³/₁₆")



30x30 (11¹³/₁₆"x11¹³/₁₆")
I309G0P TOKYO WHITE LAPP. ●138



30x30 (11¹³/₁₆"x11¹³/₁₆")
I309G8P BERLIN GREY LAPP. ●138



30x30 (11¹³/₁₆"x11¹³/₁₆")
I309G5P LONDON SMOKE LAPP. ●138



30x30 (11¹³/₁₆"x11¹³/₁₆")
I309G9P BRUXELLES BLACK LAPP. ●138

MOSAICO 10X10*


TESSERA-CHIP 9,7X9,7- (3¹³/₁₆"x3¹³/₁₆")



30x30 (11¹³/₁₆"x11¹³/₁₆")
K309G0R TOKYO WHITE NAT. ●120
K309G0P TOKYO WHITE LAPP. ●125



30x30 (11¹³/₁₆"x11¹³/₁₆")
K309G8R BERLIN GREY NAT. ●120
K309G8P BERLIN GREY LAPP. ●125



30x30 (11¹³/₁₆"x11¹³/₁₆")
K309G5R LONDON SMOKE NAT. ●120
K309G5P LONDON SMOKE LAPP. ●125



30x30 (11¹³/₁₆"x11¹³/₁₆")
K309G9R BRUXELLES BLACK NAT. ●120
K309G9P BRUXELLES BLACK LAPP. ●125

MOSAICO LISTELLI*



30x60 (11¹³/₁₆"x23⁵/₈")
M639G0R TOKYO WHITE NAT. ●113
M639G0P TOKYO WHITE LAPP. ●121



30x60 (11¹³/₁₆"x23⁵/₈")
M639G8R BERLIN GREY NAT. ●113
M639G8P BERLIN GREY LAPP. ●121



30x60 (11¹³/₁₆"x23⁵/₈")
M639G5R LONDON SMOKE NAT. ●113
M639G5P LONDON SMOKE LAPP. ●121



30x60 (11¹³/₁₆"x23⁵/₈")
M639G9R BRUXELLES BLACK NAT. ●113
M639G9P BRUXELLES BLACK LAPP. ●121

DESIGN MINI*°



22,6x17 (8⁷/₈"x6¹¹/₁₆")
R309G0R TOKYO WHITE NAT. ●39
Pcs. Box. 4



22,6x17 (8⁷/₈"x6¹¹/₁₆")
R309G8R BERLIN GREY NAT. ●39
Pcs. Box. 4



22,6x17 (8⁷/₈"x6¹¹/₁₆")
R309G5R LONDON SMOKE NAT. ●39
Pcs. Box. 4



22,6x17 (8⁷/₈"x6¹¹/₁₆")
R309G9R BRUXELLES BLACK NAT. ●39
Pcs. Box. 4

DESIGN MAXI°



Disponibile in tutti i colori
Available in all colours
Disponibles dans toutes les couleurs
In allen Farben erhältlich
Disponibile en todos los colores
Доступна во всех цветах

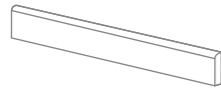
136x101 (53⁹/₁₆"x39³/₄")
R809G0R TOKYO WHITE NAT. ●147
R809G8R BERLIN GREY NAT. ●147
R809G5R LONDON SMOKE NAT. ●147
R809G9R BRUXELLES BLACK NAT. ●147

R809G0P TOKYO WHITE LAPP. ●150
R809G8P BERLIN GREY LAPP. ●150
R809G5P LONDON SMOKE LAPP. ●150
R809G9P BRUXELLES BLACK LAPP. ●150

* Su rete in fibra - On fibre mesh backing
Sur filet en fibre de verre - Auf Glasfasernetz
Sobre malla de fibra - На волоконной сетке
° Solo su richiesta ordine minimo 1 collo
On request minimum order 1 box
Sur demande uniquement commande minimale 1 boîte
Nur auf Anfrage Mindestbestellmenge 1 Packstück
Solo bajo pedido; pedido mínimo 1 caja
Только по заказу, минимальный заказ - 1 место

PEZZI SPECIALI

TRIMS / PIECES SPECIALES / FORMTEILE / PIEZAS ESPECIALES / СПЕЦИАЛЬНЫЕ ИЗДЕЛИЯ

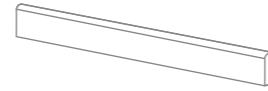


BATTISCOPA - SKIRTING

7,5x60 (2^{15/16}"x23^{5/8}")

Pcs. Box. 15 - Ml. x Box 9

- 879G1R COPENHAGEN IVORY NAT. RETT. ●16
- 879G3R NEW YORK SAND NAT. RETT. ●16
- 879G7R HONG KONG TAUPE NAT. RETT. ●16
- 879G6R MIAMI BROWN NAT. RETT. ●16
- 879G0R TOKYO WHITE NAT. RETT. ●16
- 879G8R BERLIN GREY NAT. RETT. ●16
- 879G5R LONDON SMOKE NAT. RETT. ●16
- 879G9R BRUXELLES BLACK NAT. RETT. ●16

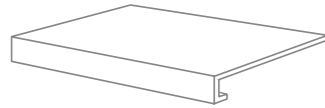


BATTISCOPA - SKIRTING

7,5x80 (2^{15/16}"x31^{1/2}")

Pcs. Box. 8 - Ml. x Box 6,40

- 589G1R COPENHAGEN IVORY NAT. RETT. ●22
- 589G3R NEW YORK SAND NAT. RETT. ●22
- 589G7R HONG KONG TAUPE NAT. RETT. ●22
- 589G6R MIAMI BROWN NAT. RETT. ●22
- 589G0R TOKYO WHITE NAT. RETT. ●22
- 589G8R BERLIN GREY NAT. RETT. ●22
- 589G5R LONDON SMOKE NAT. RETT. ●22
- 589G9R BRUXELLES BLACK NAT. RETT. ●22

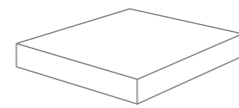


GRADONE - STEP

33x60x3,2x3,2 (12^{15/16}"x23^{5/8}"x1^{1/4}"x1^{1/4}")

Pcs. Box. 4 - Ml. x Box 2,40

- 719G1R COPENHAGEN IVORY NAT. RETT. ●89
- 719G3R NEW YORK SAND NAT. RETT. ●89
- 719G7R HONG KONG TAUPE NAT. RETT. ●89
- 719G6R MIAMI BROWN NAT. RETT. ●89
- 719G0R TOKYO WHITE NAT. RETT. ●89
- 719G8R BERLIN GREY NAT. RETT. ●89
- 719G5R LONDON SMOKE NAT. RETT. ●89
- 719G9R BRUXELLES BLACK NAT. RETT. ●89



ANGOLARE - CORNER TILE

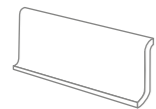
33x33x3,2x3,2 (12^{15/16}"x12^{15/16}"x1^{1/4}"x1^{1/4}")

Pcs. Box. 2 - Ml. x Box 0,66

- 729G1R COPENHAGEN IVORY NAT. RETT. ●96
- 729G3R NEW YORK SAND NAT. RETT. ●96
- 729G7R HONG KONG TAUPE NAT. RETT. ●96
- 729G6R MIAMI BROWN NAT. RETT. ●96
- 729G0R TOKYO WHITE NAT. RETT. ●96
- 729G8R BERLIN GREY NAT. RETT. ●96
- 729G5R LONDON SMOKE NAT. RETT. ●96
- 729G9R BRUXELLES BLACK NAT. RETT. ●96

- 719G1P COPENHAGEN IVORY LAPP. RETT. ●92
- 719G3P NEW YORK SAND LAPP. RETT. ●92
- 719G7P HONG KONG TAUPE LAPP. RETT. ●92
- 719G6P MIAMI BROWN LAPP. RETT. ●92
- 719G0P TOKYO WHITE LAPP. RETT. ●92
- 719G8P BERLIN GREY LAPP. RETT. ●92
- 719G5P LONDON SMOKE LAPP. RETT. ●92
- 719G9P BRUXELLES BLACK LAPP. RETT. ●92

- 729G1P COPENHAGEN IVORY LAPP. RETT. ●100
- 729G3P NEW YORK SAND LAPP. RETT. ●100
- 729G7P HONG KONG TAUPE LAPP. RETT. ●100
- 729G6P MIAMI BROWN LAPP. RETT. ●100
- 729G0P TOKYO WHITE LAPP. RETT. ●100
- 729G8P BERLIN GREY LAPP. RETT. ●100
- 729G5P LONDON SMOKE LAPP. RETT. ●100
- 729G9P BRUXELLES BLACK LAPP. RETT. ●100



COVE BASE*

16x30 (6^{5/16}"x11^{13/16}")

Pcs. Box. 30

- 899G1 COPENHAGEN IVORY ●18
- 899G3 NEW YORK SAND ●18
- 899G7 HONG KONG TAUPE ●18
- 899G6 MIAMI BROWN ●18
- 899G0 TOKYO WHITE ●18
- 899G8 BERLIN GREY ●18
- 899G5 LONDON SMOKE ●18
- 899G9 BRUXELLES BLACK ●18



COVE BASE ANG. INT.

2,5x16 (1^{5/16}"x6^{5/16}")

Pcs. Box. 10

- A19G1 COPENHAGEN IVORY ●16
- A19G3 NEW YORK SAND ●16
- A19G7 HONG KONG TAUPE ●16
- A19G6 MIAMI BROWN ●16
- A19G0 TOKYO WHITE ●16
- A19G8 BERLIN GREY ●16
- A19G5 LONDON SMOKE ●16
- A19G9 BRUXELLES BLACK ●16



COVE BASE ANG. EST.

2,5x16 (1^{5/16}"x6^{5/16}")

Pcs. Box. 10

- AE9G1 COPENHAGEN IVORY ●16
- AE9G3 NEW YORK SAND ●16
- AE9G7 HONG KONG TAUPE ●16
- AE9G6 MIAMI BROWN ●16
- AE9G0 TOKYO WHITE ●16
- AE9G8 BERLIN GREY ●16
- AE9G5 LONDON SMOKE ●16
- AE9G9 BRUXELLES BLACK ●16

* Ordine minimo 500 pezzi - Minimum order: 500 pieces - Commande minimale 500 pièces
Mindestbestellmenge 500 Stücke - Pedido mínimo 500 piezas - Минимальный заказ - 500 штук

ARCHITECT RESIN

Dry - Pressed Ceramic Tiles ISO 13006 Annex G - UNI EN 14411 Annex G - Bla UGL



CARATTERISTICHE TECNICHE		NORMA	VALORI
Technical Features - Caracteristiques Techniques - Technische Eigenschaften Technische Eigenschaften - Caracteristicas Tecnicas - Технические Характеристики		Standard - Norme Norm - Norma - Норма	Value - Valeur Vorgabe - Valor - Средние
	PLANARITÀ Flatness - Planéité - Ebenflächigkeit - Planaridad - Плоскостность	UNI EN ISO 10545/2	± 0,26% / ± 1,5 mm
		ASTM C485 WARPAGE	-
		CALIBRATED ± 0,75% (MAX ± 0,09 in)	-
		RECTIFIED ± 0,40% (MAX ± 0,05 IN-SIZE ≤ 60 cm) (MAX ± 0,07 IN-SIZE > 60 cm)	± 0,25% (MAX ± 0,05 IN-SIZE ≤ 60 cm) (MAX ± 0,07 IN-SIZE > 60 cm)
	ASSORBIMENTO D'ACQUA (VALORE MEDIO IN %) Water absorption (Average value expressed in %) - Absorption d'eau (Valeur moyenne en %) Wasseraufnahme (Durchschnittswert in %) - Absorción de agua (Valor medio en %) Поглощение воды	UNI EN ISO 10545/3 ≤ 0,5 %	CONFORME
	RESISTENZA ALLA FLESSIONE Modulus of rupture - Resistance a la flexion - Biegefestigkeit Resistencia a la flexion - Прочность на изгиб	UNI EN ISO 10545/4	≥ 50 N/mm ²
	FORZA DI ROTTURA Breaking strength - Résistance à la rupture - Bruchlast - Resistencia a la rotura - Разрывное усилие	UNI EN ISO 10545/4	≥ 2000 N
		ASTM C648	700 Lbs
	RESISTENZA AL GELO Frost resistance - Résistance au gel - Frostbeständigkeit Resistencia a las heladas - Морозостойкость	UNI EN ISO 10545/12	CONFORME
	RESISTENZA CHIMICA AD ALTE E BASSE CONCENTRAZIONI DI ACIDI E BASI Chemical resistance to high and low acid and basic concentrations Résistance chimique aux hautes et basses concentrations d'acides et de bases Chemikalienfestigkeit bei hohen und niedrigen Konzentrationen von Säuren und Basen Resistencia química con concentraciones altas y bajas de ácidos y bases Химическая стойкость к высоким и низким концентрациям кислот и щелочей	UNI EN ISO 10545/13	ULA - UHA - UA
	RESISTENZA ALLE MACCHIE Stain resistance - Résistance aux taches - Fleckenbeständigkeit Resistencia a las manchas - Стойкость к образованию пятен	UNI EN ISO 10545/14	5
	COEFFICIENTE DI ATTRITO Slip resistance - Coefficient de glissement - Rutschfestigkeit Barfußbereich Coeficiente de atrito medio - Коэффициент трения	CTI 81-7D	NO EVIDENT VARIATION
		DIN 51130	R10
		DIN 51097	B (A+B)
		ANSI A 137.1- 2012 DCOF (SECTION 9.6)	WET ≥ 0,42
		B.C.R.A.	≥ 0,40

Per maggiori chiarimenti sui dati tecnici e sulla garanzia consultare il catalogo generale in vigore.

For further information on technical specifications, please consult our up-dated general catalogue.

Pour toutes informations supplémentaires sur les données techniques et sur les garanties, veuillez consulter le catalogue general en vigueur.

Für weitere Informationen über technische Daten und Garantie beziehen sie sich bitte auf den aktuellen Gesamtkatalog.

Para ultiores informaciones sobre los datos tecnicos y la garantia, vease el catalogo general en vigor.

Более подробную информацию о технических данных и гарантии смотрите в действующем сводном катал.



Articolo Item Reference Artikel Articulo Артикула	Formato (cm) Size (cm) Format (cm) Format (cm) Тamaño (cm) Формат (cm)	Spessore (mm) Thickness (mm) Epaisseur (mm) Stärke (mm) Espesor (mm) Толщина (mm)	Pz. x Mq. Pieces x Sqm Pcs / M ² Stk. x Qm Pzs x Mc. Шт. x Кв.М.	Pz. x Scat. Pieces x Box Pcs / Bte Stk. x Krt. Pzs x Caja Шт. x Кор.	Mq. x Scat. Sqm x Box M ² / Bte Qm x Krt. Mc. x Caja Кв.М. x Кор.	Peso x Scat. (Kg) Weight x Box (Kg) Poids / Bte (Kg) Gewicht x Krt. (Kg) Peso x Caja (Kg) Вес x Кор. (Kg)	Scat. x Pal. Boxes x Pal. Bte / Pal. Krt. x Pal. Cajas x Pal. Кор. x Подд.	Mq. x Pal. Sqm x Pal. M ² / Pal. Qm x Pal. Mc. x Pal. Кв.М. x Подд.	Peso x Pal. (Kg) Weight x Pal. (Kg) Poids / Pal. (Kg) Gewicht x Pal. (Kg) Peso x Pal. (Kg) Вес x Подд. (Kg)
809G_R/P	80x80	10	1,56	2	1,280	32,00	40	51,20	1280
489G_R/P	40x80	10	3,13	3	0,960	24,00	28	26,88	672
609G_R/P	60x60	10	2,78	3	1,080	25,00	40	43,20	1000
639G_R/P	30x60	10	5,56	6	1,080	25,00	40	43,20	1000
309G_R/P	30x30	10	11,11	12	1,080	26,50	40	43,20	1060
I309G_P	30x30	10	11,11	5	0,450	10,50	60	27,00	630
K309G_R/P	30x30	10	11,11	5	0,450	10,50	60	27,00	630
M639G_R/P	30x60	10	5,56	4	0,720	16,70	30	21,60	501
R809G_R/P	136x101	10	0,64	1	1,575	34,70	10	15,75	347



WARM



COPENHAGEN IVORY
NEW YORK SAND
HONG KONG TAUPE
MIAMI BROWN

TOKYO WHITE
BERLIN GREY
LONDON SMOKE
BRUXELLES BLACK



COLD

Architect Resin: the plain simplicity of concrete encounters artistic creativity, with broad strokes and expanses of colour.
The collection draws its inspiration from contemporary architecture.

The key material is resin, interpreted in 8 colours divided into two groups:
Warm, 4 shades which can be combined together to create welcoming design schemes;
Cold, 4 cooler tones for use, together if wished, to convey sophistication and modernity.

A collection made even richer by modular sizes, with honed and natural surfaces, as well as a vast selection of mosaics, to make every location unique.

Architect Resin : la sobriedad del cemento descubre la creatividad del gesto con grandes aplicaciones a la spatula y con vastas extensiones de color.
L'architecture contemporaine est la muse de la collection.

En vedette, la résine déclinée en huit couleurs réparties en deux groupes :
Warm, 4 couleurs chaudes assorties pour des solutions esthétiques très accueillantes ;
Cold, 4 couleurs froides coordonnées pour un effet de sophistication et modernité.

La collection propose des formats modulaires, des finitions rodées et mates, ainsi qu'un large choix de mosaïques pour créer des compositions uniques.

Architect Resin: Minimalistischer Beton trifft auf kreative Farbgestaltung. Schwungvolle Spachtel- und Pinseltexturen überraschen mit besonderen Optiken.
Eine von der modernen Architektur inspirierte Kollektion.

Im Mittelpunkt der Kollektion steht das Kunstharz. Ihre acht Farben teilen sich in zwei Gruppen.
Warm: vier warme, miteinander kombinierbare Farben für wohnliche Raumkonzepte.
Cold: vier kalte Farben, deren Zusammenstellung eine erlesene, moderne Ausstrahlung besitzt.

Die Kollektion bietet modulare Formate mit geläpften und natürlichen Oberflächen sowie eine große Auswahl an Mosaiken für individuelle Gestaltungslösungen.

Architect Resin: la sobriedad del cemento se alía con la creatividad del gesto, con amplios trazos de espátula y superficies de color.
La remisión a la arquitectura contemporánea es la fuente de inspiración de la colección.

La verdadera protagonista es la resina, presentada en ocho colores divididos en dos grupos:
Warm, cuatro colores cálidos combinables entre sí para poder proyectar soluciones de lo más acogedoras.
Cold, cuatro tonalidades frías con las que jugar para transmitir un aire sofisticado y moderno.

Una colección enriquecida con formatos modulares, con superficies esmeriladas y naturales, y con un amplio abanico de mosaicos, confiere un carácter único a cada uno de los ámbitos.

Architect Resin: строгость цемента пересекается с творчеством, с большими мазками шпателя и цветовым фоном.
Зов современной архитектуры - это источник вдохновения коллекции.

Главным действующим лицом является смола 8 цветов, подразделенных на две группы:
Warm - 4 теплых, сочетающихся друг с другом цвета для получения уютных решений оформления;
Cold - 4 холодных тона, совместное применение которых создает изысканную и современную атмосферу.

Эта коллекция, дополненная модульными форматами с притертой и натуральной поверхностью, а также большим ассортиментом мозаики, делает любой интерьер уникальным.

ARCHITECT RESIN



Ergon is a brand of Emilceramica S.r.l. a socio unico	Sede Commerciale/ Amministrativa
emilgroup.it/ergon emilgroup.it	Via Ghiarola Nuova, 29 - 41042 Fiorano Modenese (Mo) Italy T +39 0536 835111 - info@emilceramicagroup.it F (Italy) +39 0536 835955 - (Export) +39 0536 835958